

If you have any questions, please contact me at jamie@teachmommyteach.com

Thank you for downloading!

You May:

- use these resources in your own home or classroom for non-commercial use.
- print as many copies as you would like.
- share the website link, <https://teachmommyteach.com/>, where this printable can be found, so that others can download the file.

You May NOT:

- sell, give away, or share a printed copy. Each person should download separately and print.
- print out a copy for multiple teachers, as in an entire school, co-op, or other group. Each teacher should download separately and print.
- link directly to the pdf. Instead, link to the page on <https://teachmommyteach.com/> or <https://teacherspayteacher.com/> where you found the download.
- claim this or any part of this printable as your own.
- alter this printable and claim it as your own.
- host any of the files on your personal or other websites that can be shared with others.
- Upload this resource to any file sharing sites

Credits!! Thank you Speaking of Images and Open Clipart!



<https://www.teacherspayteachers.com/Store/Speaking-Of-Images>



<https://openclipart.org/>


Rhyming Words Book 7: The Dog in the Fog

Pre-Reading Worksheets

Your child will practice *CVC* words; specifically the *-og* word family. Your child will be introduced to the long *i* sound in the word, *find*. Your child will practice many high frequency words including, *of* and *full*.

Name: _____

On the next page, color the -og as you say the sound each letter represents. Then cut out the pictures on this page. If the picture is an -og word, glue it around the -og that you colored on the next page. If it is not an -og word, place it aside.

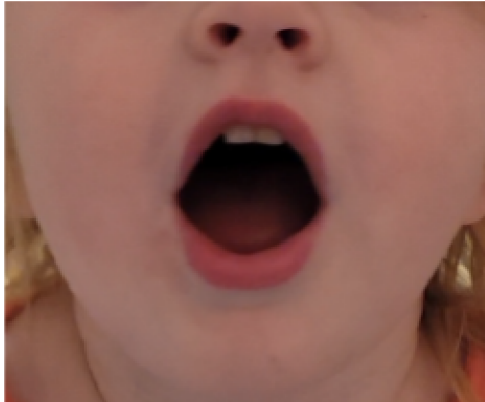
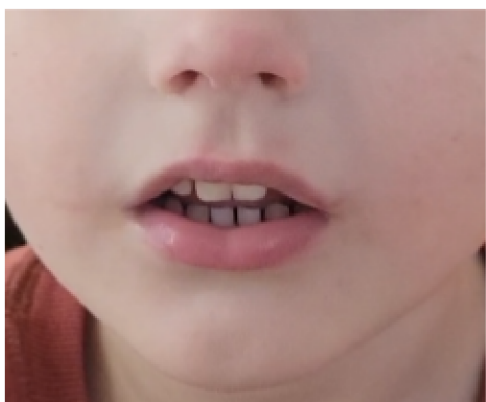






Thank you openclipart.org for the wonderful clipart!

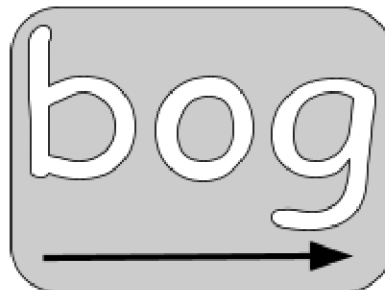
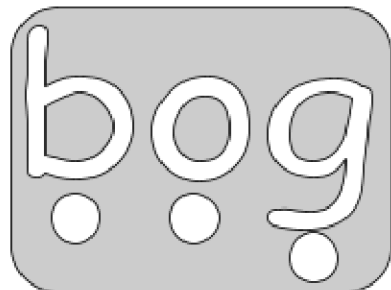
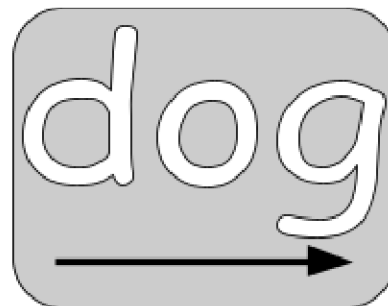
-og g

Name: _____

This Bob Book reviews the *OG* word family. Practice saying the *OG* sounds.

	
<p>short o</p>	<p>g</p>
<div style="display: flex; justify-content: space-around; align-items: center;"> <div style="text-align: center;">  octopus </div> <div style="text-align: center;">  ostrich </div> <div style="text-align: center;"> <p>o a</p> </div> </div>	<div style="display: flex; justify-content: space-around; align-items: center;"> <div style="text-align: center;">  buggy </div> <div style="text-align: center;">  goat </div> <div style="text-align: center;"> <p>g gg</p> </div> </div>


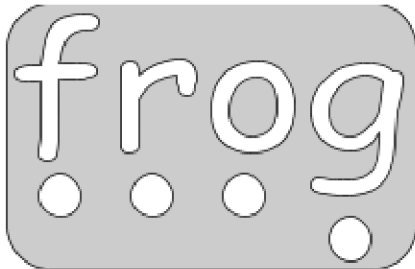
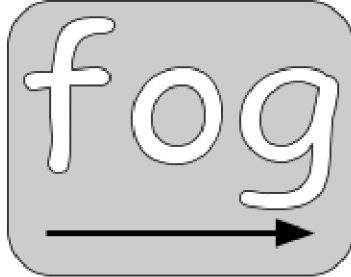
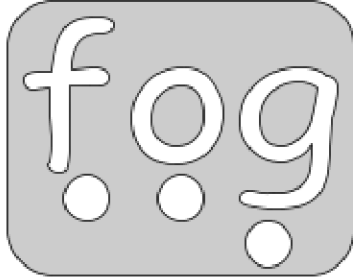
Practice sounding out the following *OG* words. Touch each dot and say the sound the letter(s) represent. Then, touching the arrow, put the sounds together to sound out the word. Circle the *OG* in each word.



Name: _____

Practice reading more *OG* words. Touch each dot and say the sound the letter(s) represent. Then, touching the arrow, put the sounds together to sound out the word.



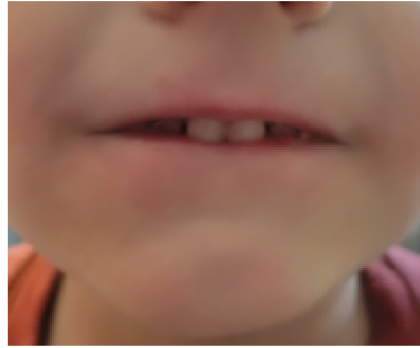
Circle the *OG* in each word.



Can you think of another *OG* word? If you can, write it below.

Name: _____

The sight word OF can be a difficult word to sound out. The o represents a schwa sound. The f represents the v sound. Practice reading the sight word OF while using the mouths as a reference.



Read the following words. Circle OF every time you read the word.

off

of

for

of

off

for

of

fog

of

for

fog

of

Name: _____

Review the following high-frequency words by writing them.

Copy and write the word **to** below.

to

Copy and write the word **on** below.

on

Copy and write the word **in** below.

in

Copy and write the word **of** below.


of

Copy and write the word **is** below.

is

Name: _____

Find can be a hard word to sound out because the **I** represents a **long i** sound. The **long i** sound is the same sound as saying the letter **I**'s name. Sound out the word **find** using the pictures of the mouths as a reference.



Have an adult help you read the following sight words. These words are L controlled sight words. Some English speakers will pronounce the U with an oo sound, others will pronounce the U with more of an ew sound, and others will not pronounce the U at all, but end the word with only the l sound.

full pull

Color the cup full of your favorite drink.





This is a pull-toy. Do you have a pull toy?
If you do not, you can make your own pull-toy by tying a string onto a toy with wheels (toy car, toy truck, tricycle, skateboard, roller skate) and pulling.



Name: _____

Color the word **full** blue. Color the word **pull** yellow.



Thank you openclipart.org for the wonderful clipart!

Rhyming Words Book 7:
The Dog in the Fog

Extra Practice
Post-Reading Worksheets

Name: _____

Read the following short story.

The dog in the fog finds a frog. The frog hops, hops, hops.

"Ruff! Ruff! Ruff!" The dog wants the frog to stop.

"Ribbet! Ribbet! Ribbet!" The frog wants to hop!



Thank you openclipart.org for the wonderful clipart!

Rhyming Words Book 7:

The Dog in the Fog

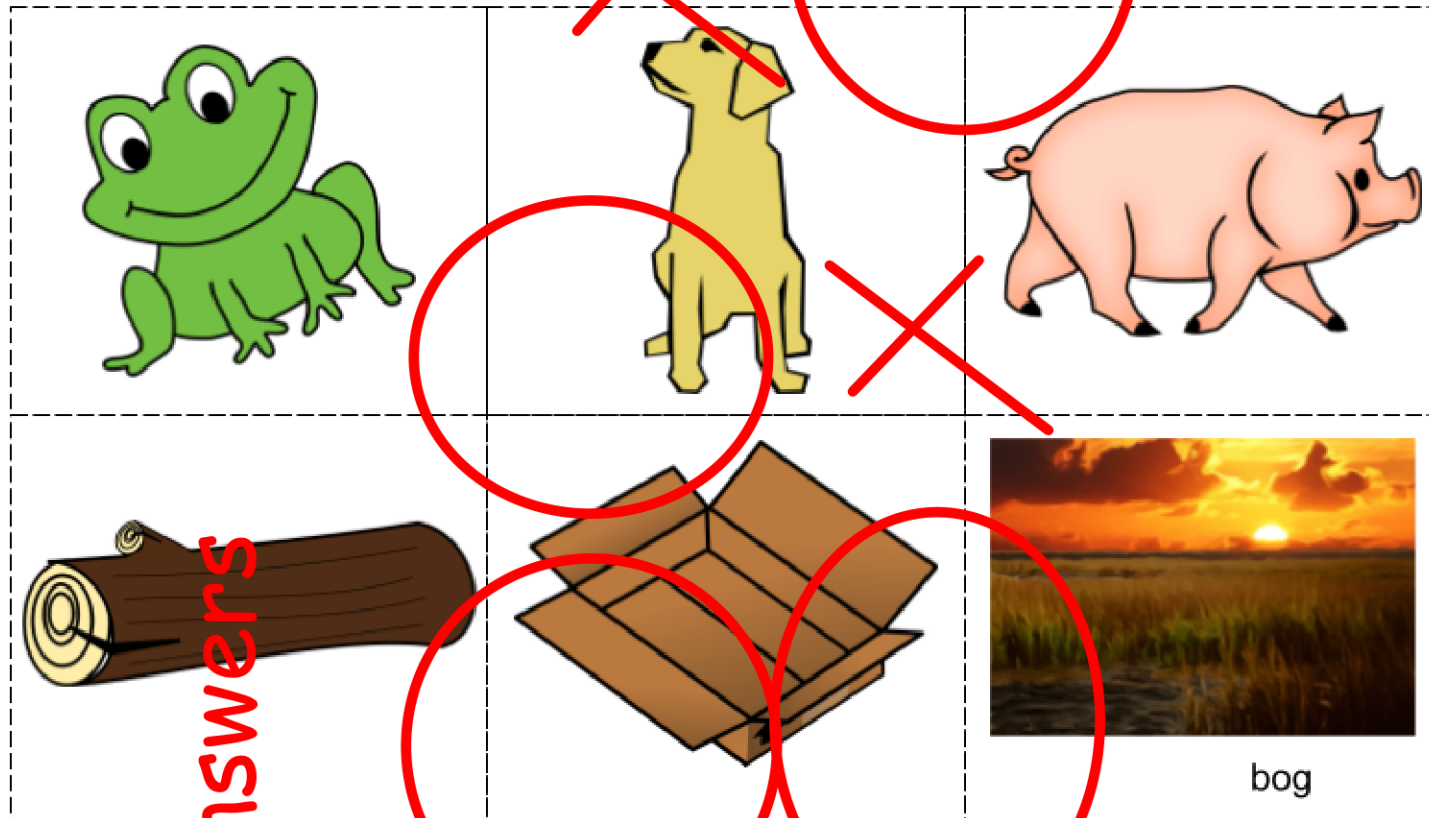
Answers

Pre-Reading Worksheets

Your child will practice *CVC* words; specifically the *-og* word family. Your child will be introduced to the long *i* sound in the word, *find*. Your child will practice many high frequency words including, *of* and *full*.


Name: _____

On the next page, color the -og as you say the sound each letter represents. Then cut out the pictures on this page. If the picture is an -og word, glue it around the -og that you colored on the next page. If it is not an -og word, place it aside.



Answers

Thank you openclipart.org for the wonderful clipart!


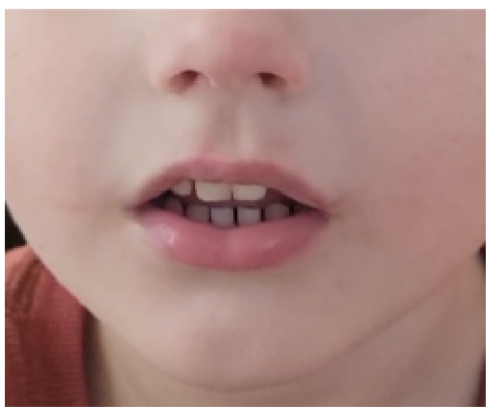






Answers

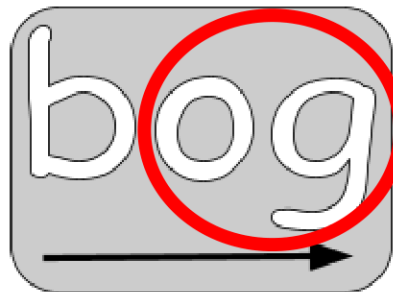
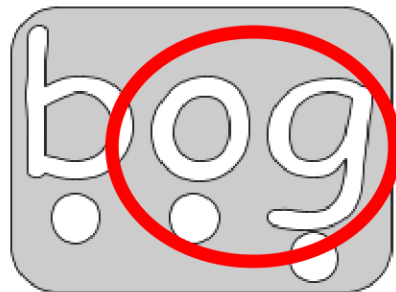
Rhyming Words Book 7: The Dog in the Fog

Name: _____

This Bob Book reviews the *OG* word family. Practice saying the *OG* sounds.

	
short o	g
  o a	  g gg
octopus ostrich	buggy goat

Practice sounding out the following *OG* words. Touch each dot and say the sound the letter(s) represent. Then, touching the arrow, put the sounds together to sound out the word. Circle the *OG* in each word.





Answers

Name: _____

Practice reading more *OG* words. Touch each dot and say the sound the letter(s) represent. Then, touching the arrow, put the sounds together to sound out the word.

Circle the *OG* in each word.





Can you think of another *OG* word? If you can, write it below.

log smog

Name: Answers

The sight word OF can be a difficult word to sound out. The o represents a schwa sound. The f represents the v sound. Practice reading the sight word OF while using the mouths as a reference.



Read the following words. Circle OF every time you read the word.

off

of

for

of

off

for

of

fog

of

for

fog

of

Name: Answers

Review the following high-frequency words by writing them.

Copy and write the word **to** below.

to to

Copy and write the word **on** below.

on on

Copy and write the word **in** below.

in in

Copy and write the word **of** below.

of of

Copy and write the word **is** below.

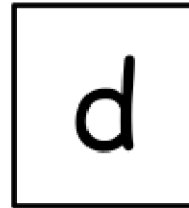

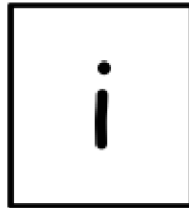

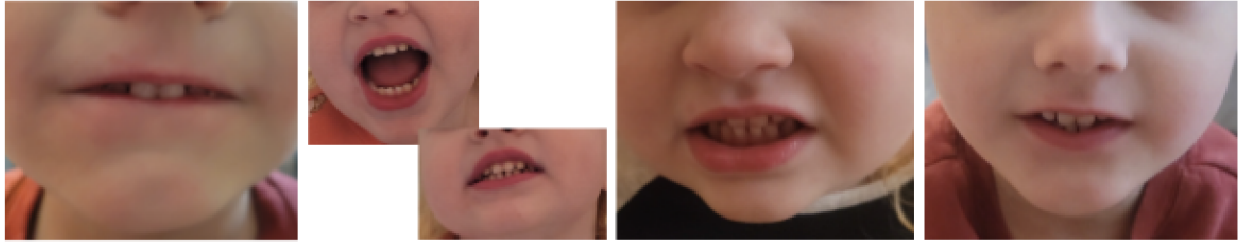
is is

Answers

Rhyming Words Book 7: The Dog in the Fog

Name: _____

Find can be a hard word to sound out because the **I** represents a **long i** sound. The **long i** sound is the same sound as saying the letter **I**'s name. Sound out the word **find** using the pictures of the mouths as a reference.



Have an adult help you read the following sight words. These words are L controlled sight words. Some English speakers will pronounce the U with an oo sound, others will pronounce the U with more of an ew sound, and others will not pronounce the U at all, but end the word with only the l sound.

full

pull

Color the cup full of your favorite drink.


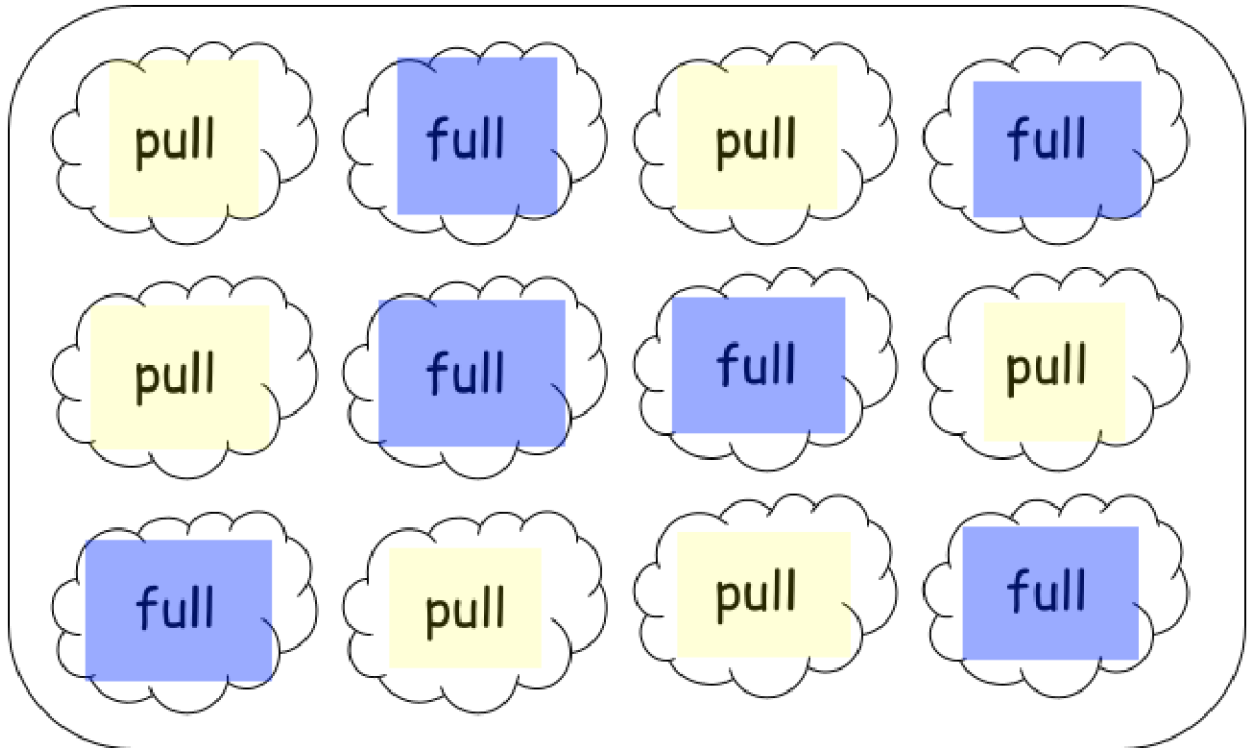


This is a pull-toy. Do you have a pull toy?
If you do not, you can make your own pull-toy by tying a string onto a toy with wheels (toy car, toy truck, tricycle, skateboard, roller skate) and pulling.



Name: Answers

Color the word **full** blue. Color the word **pull** yellow.



Thank you openclipart.org for the wonderful clipart!

Rhyming Words Book 7:

The Dog in the Fog

Answers

Extra Practice

Post-Reading Worksheets

Answers

Rhyming Words Book 7: The Dog in the Fog

Name: _____

Read the following short story.

The dog in the fog finds a frog. The frog hops, hops, hops.

"Ruff! Ruff! Ruff!" The dog wants the frog to stop.

"Ribbet! Ribbet! Ribbet!" The frog wants to hop!



Thank you openclipart.org for the wonderful clipart!